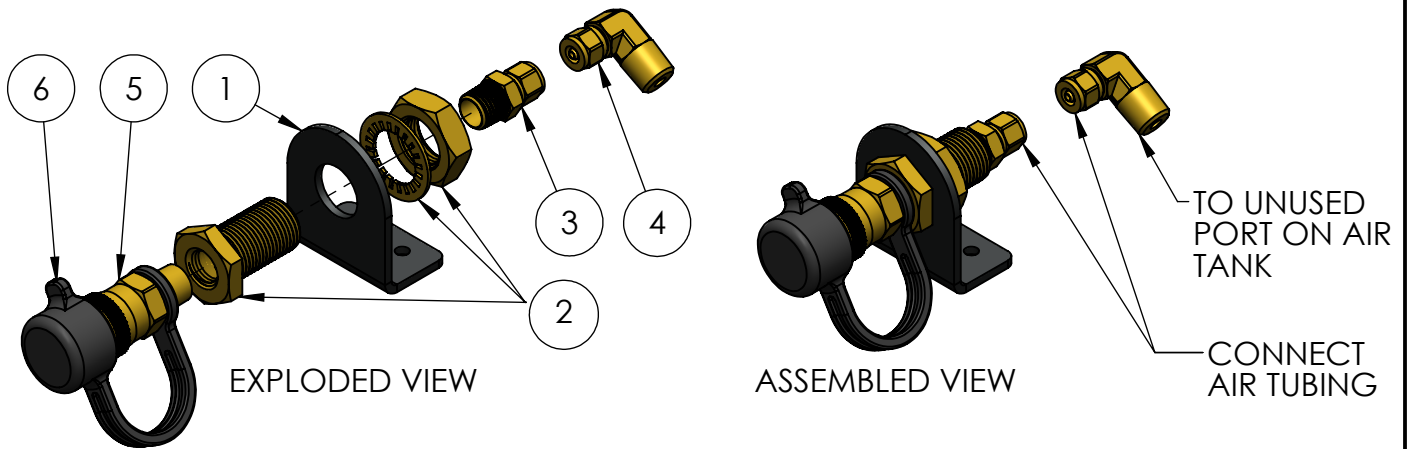
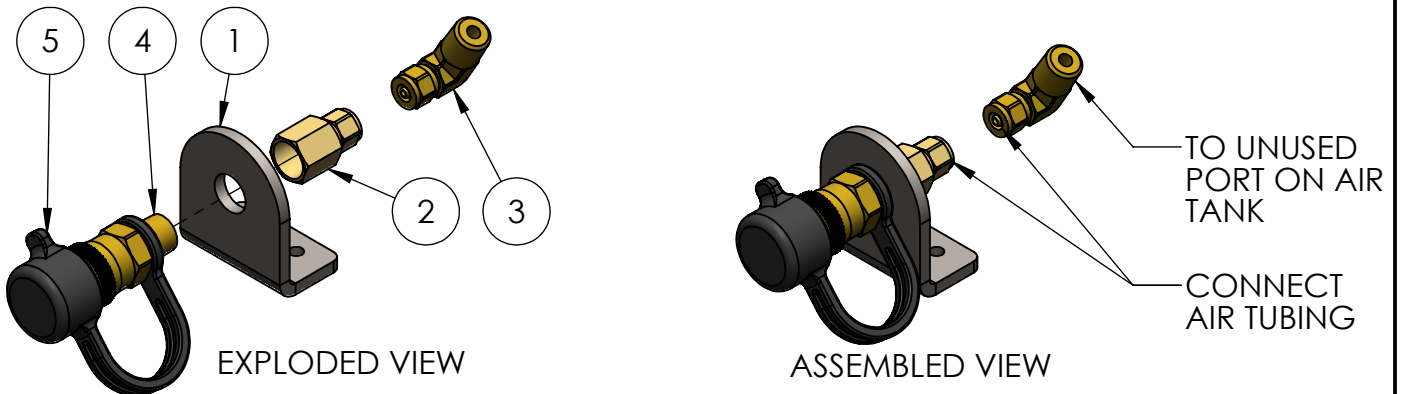


ITEM NO.	PART NUMBER	DESCRIPTION	QTY.
1	1302-401	1302 RELOCATION BRACKET	1
2	51414BLK	1/4 NPTF BULKHEAD FITTING	1
3	51414	1/4" NPT X 1/4" COMP. TUBE FITTING	1
4	51414L	1/4" NPT X 1/4" COMP. TUBE FITTING, 90° ELBOW	1
5	59813	1/4 NPT QUICK DISCONNECT, M	1
6	DUSTCAP	DUST COVER FOR QUICK DISCONNECT	1



NEW KIT

OLD KIT



ITEM NO.	PART NUMBER	DESCRIPTION	QTY.
1	1302-RELO-BRKT	1302 RELOCATION BRACKET	1
2	51414F	1/4" NPT X 1/4" TUBE FITTING	1
3	51414L	1/4" NPT X 1/4" COMP. TUBE FITTING, 90° ELBOW	1
4	59813	1/4 NPT QUICK DISCONNECT, M	1
5	DUSTCAP	DUST COVER FOR QUICK DISCONNECT	1

REVISION

IR

REVISION DATE

11/26/2021



PRODUCT SKU SHOWN

1302

DWG NO.

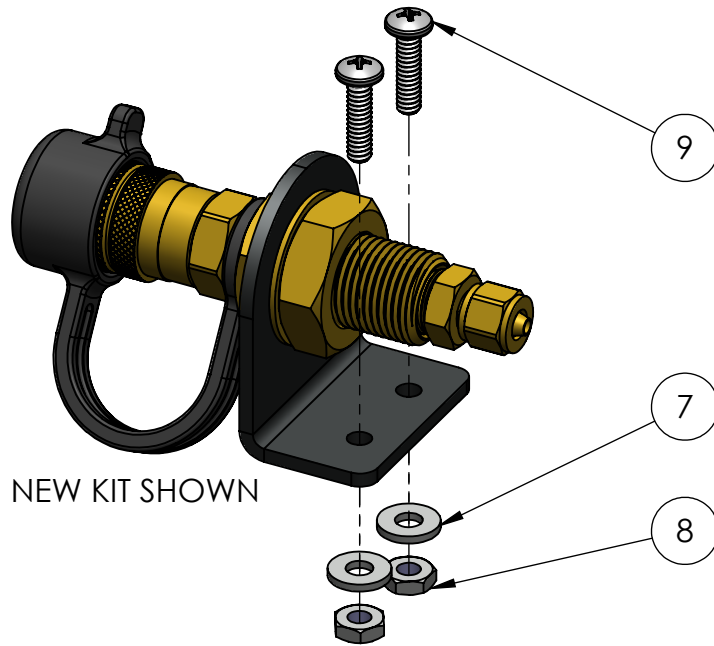
INSTALL GUIDE

SCALE: 1:2.5

SHEET SIZE A

SHEET 1 OF 3


ITEM NO.	PART NUMBER	DESCRIPTION	QTY.
7	N/A	#10 FLAT WASHER, ZINC PLATED	2
8	N/A	#10 HEX NUT, ZINC PLATED	2
9	N/A	#10-24 x .75" PAN HEAD PHILLIPS	2



NOTES:

1. MOUNT THE BRACKET AS DESIRED USING THE INCLUDED HARDWARE.
2. A #7 - #13 DRILL BIT (OR EQUIVALENT) MAY BE USED TO DRILL HOLES FOR THE FASTENERS TO PASS THRU.
3. THREAD LOCKER IS RECOMMENDED FOR FINAL INSTALLATION OF FASTENERS.


REVISION	REVISION DATE
IR	11/26/2021

	PRODUCT SKU SHOWN	DWG NO.
	1302	INSTALL GUIDE
SCALE: 1:1.5	SHEET SIZE A	SHEET 2 OF 3

REVISIONS

ZONE	REV.	DESCRIPTION	DATE	APPROVED
-	IR	INITIAL REVISION	11/26/2021	AG

REVISION	REVISION DATE
IR	11/26/2021

 <p>Kleinn AUTOMOTIVE ACCESSORIES WWW.KLEINN.COM</p>	PRODUCT SKU SHOWN	DWG NO.
	1302	INSTALL GUIDE
SCALE: 1:2.5	SHEET SIZE A	SHEET 3 OF 3